

# ASSEMBLY INSTRUCTION

ITEM NO: 1699-1 QUEEN HEADBOARD  
1699-2 QUEEN FOOTBOARD & SLATS  
1699-3 E KING/QUEEN SIDE RAILS

**Thank you for purchasing this quality product. Be sure to check all packing material carefully for small parts that may have come loose inside the carton during shipment.**









TOOLS REQUIRED (NOT PROVIDED)









PHILLIPS SCREWDRIVER

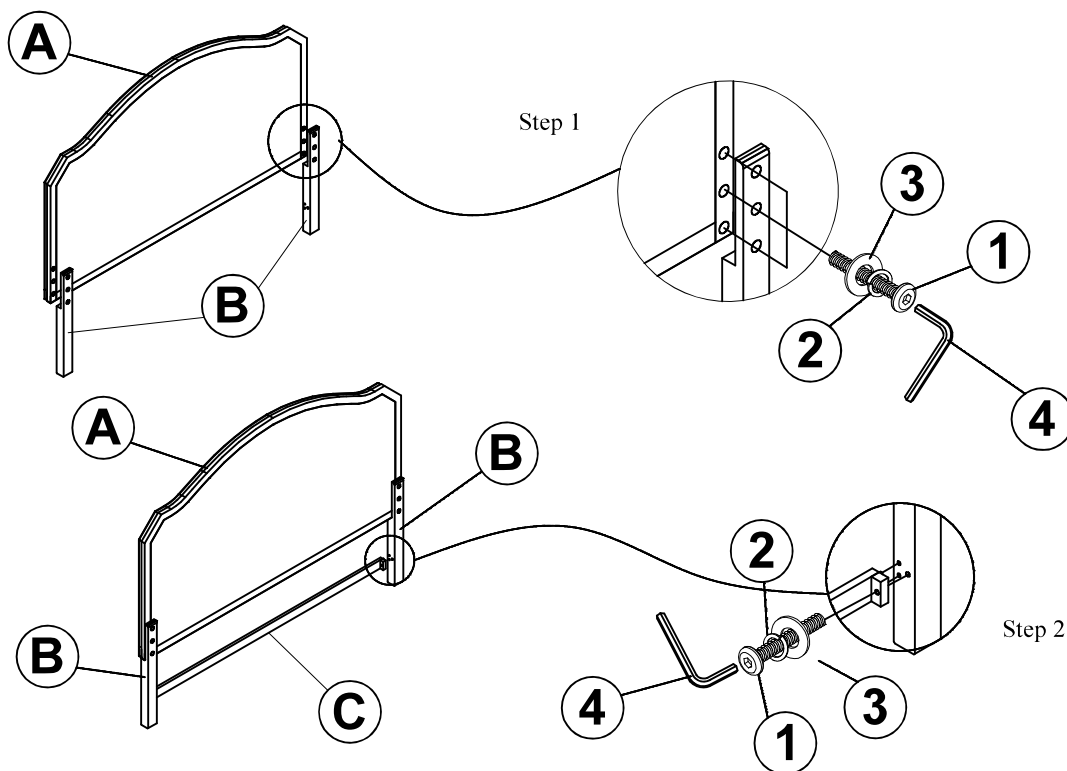


## HARDWARE LIST

## PART LIST

NO.	Description	Sketch	Size	Q'ty
<b>HARDWARE ( PACK IN - 1 )</b>				
1	BOLT		5/16"*38mm	8PCS
2	SPRING WASHER		5/16"*12D*1.1mm	8PCS
3	FLAT WASHER		5/16"*22D*2mm	8PCS
4	ALLEN KEY		4mm*58mm	1PC
<b>HARDWARE ( PACK IN - 2 )</b>				
5	SCREW		Ø8*25mm	26PCS
<b>HARDWARE ( PACK IN - 3 )</b>				
6	THREADED BOLT		5/16"*76mm	8PCS
7	HEX NUT		5/16"*11.8D*6mm	8PCS
8	U-SQUARE FLAT WASHER		D174 , 5/16"	8PCS
9	WRENCH		5/16*90*2mm	1PC

NO.	Description	Sketch	Q'ty
A	HEADBOARD		1PC
B	HEADBOARD POST (LSF & RSF)		2PCS
C	HEADBOARD BOTTOM RAIL		1PC
D	FOOTBOARD		1PC
E	BUN FOOT		2PCS
F	SIDE RAIL		2PCS
H	SLAT ROLL		13PCS/ROLL
G	SUPPORT LEG		4PCS



It is recommended to install protective pads under all legs and supports to avoid damage or scratches when placing furniture on a wood floor or other hard surface, and to limit indentation and prevent discoloration if placing on carpet.

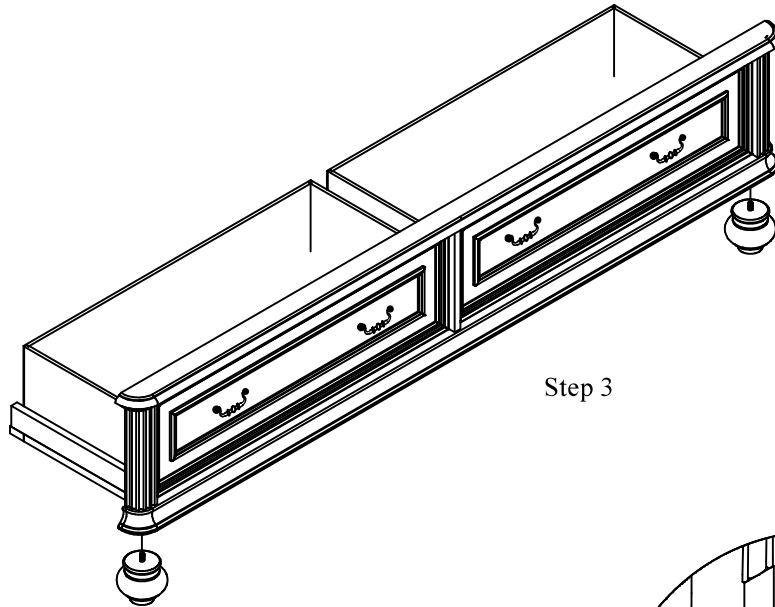
**MADE IN VIETNAM**

PAGE : 1 OF 3

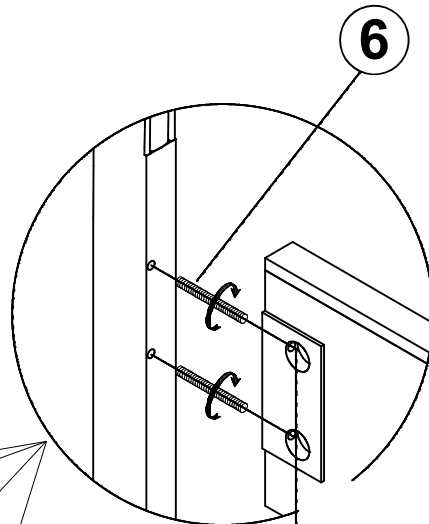
# ASSEMBLY INSTRUCTION

ITEM NO: 1699-1 QUEEN HEADBOARD  
1699-2 QUEEN FOOTBOARD & SLATS  
1699-3 E KING/QUEEN SIDE RAILS

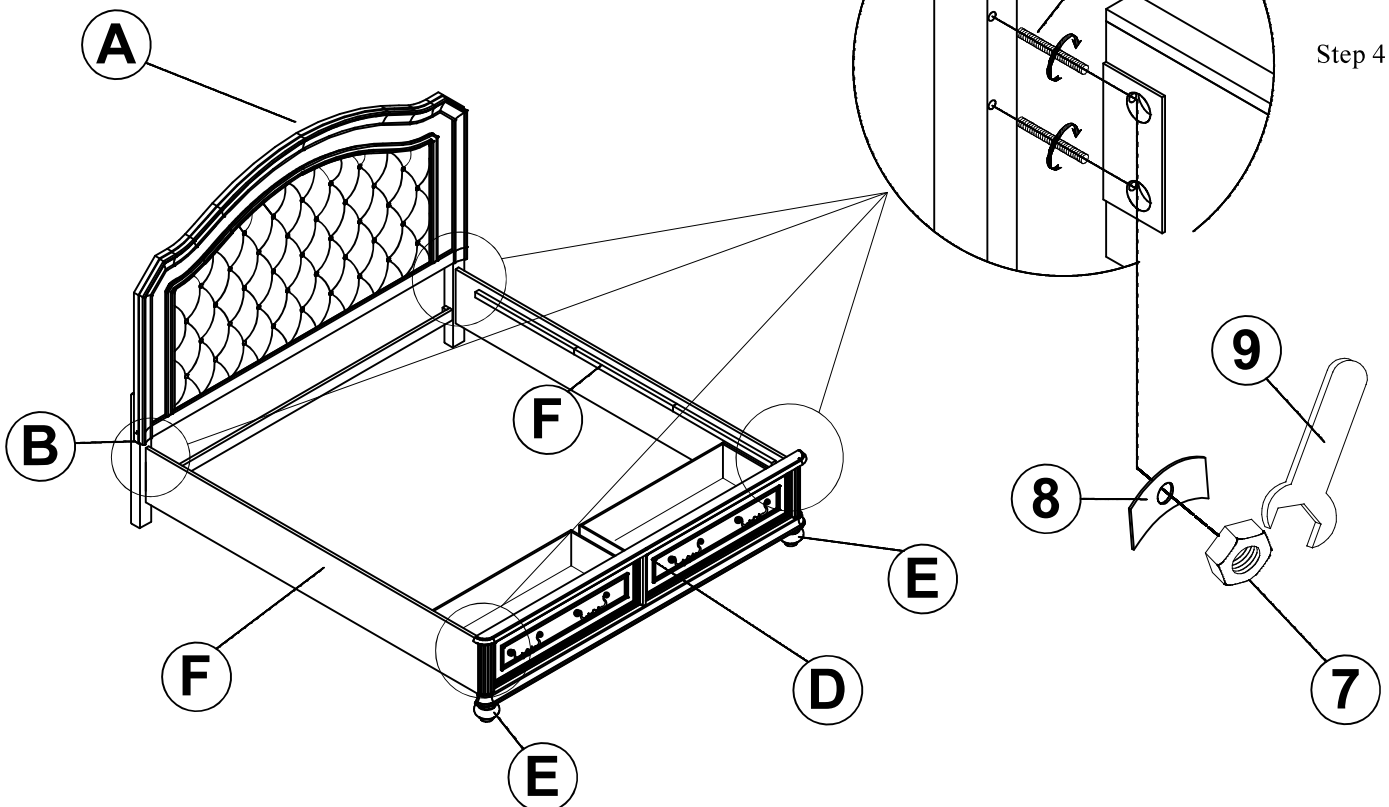
Thank you for purchasing this quality product. Be sure to check all packing material carefully for small parts that may have come loose inside the carton during shipment.



Step 3



Step 4

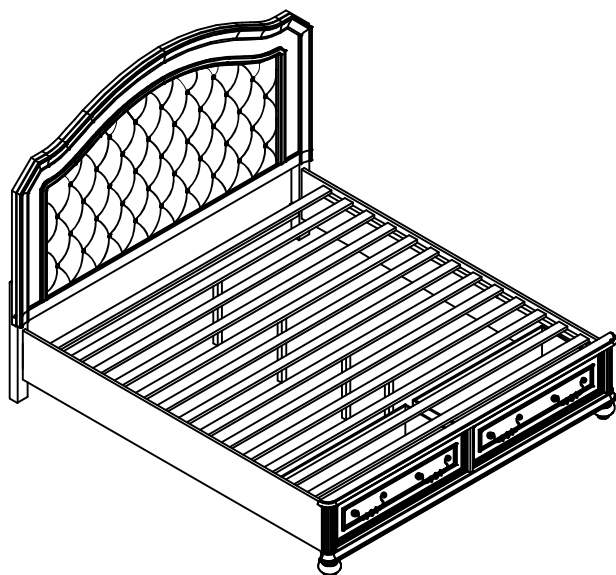
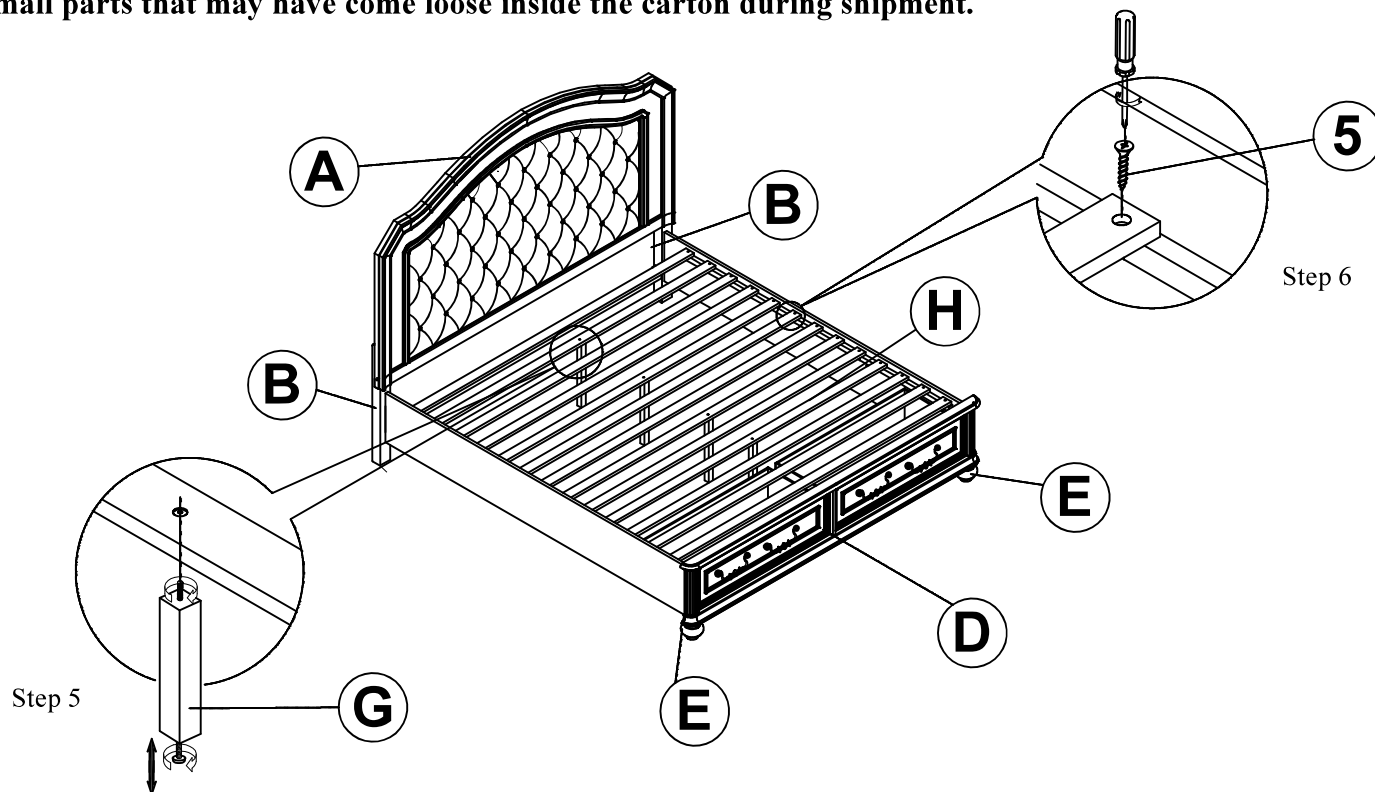


It is recommended to install protective pads under all legs and supports to avoid damage or scratches when placing furniture on a wood floor or other hard surface, and to limit indentation and prevent discoloration if placing on carpet.

# ASSEMBLY INSTRUCTION

ITEM NO: 1699-1 QUEEN HEADBOARD  
1699-2 QUEEN FOOTBOARD & SLATS  
1699-3 E KING/QUEEN SIDE RAILS

Thank you for purchasing this quality product. Be sure to check all packing material carefully for small parts that may have come loose inside the carton during shipment.



Assembly completed



It is recommended to install protective pads under all legs and supports to avoid damage or scratches when placing furniture on a wood floor or other hard surface, and to limit indentation and prevent discoloration if placing on carpet.